

**NERC**

NORTH AMERICAN ELECTRIC  
RELIABILITY CORPORATION

Agenda Item 6b

# Compliance Monitoring and Enforcement Program Quarterly Report

Q1 2021

May 11, 2021

**RELIABILITY | RESILIENCE | SECURITY**



3353 Peachtree Road NE  
Suite 600, North Tower  
Atlanta, GA 30326  
404-446-2560 | [www.nerc.com](http://www.nerc.com)



# Table of Contents

---

Preface.....	iv
Executive Summary .....	v
Chapter 1 : CMEP Activities.....	1
Coordination between FERC, NERC, and Regional Entities on Potential Coronavirus Impacts .....	1
Compliance Monitoring During Pandemic Conditions .....	2
Certification Engagements During Pandemic Conditions.....	2
Align Project and ERO Secure Evidence Locker .....	2
FERC Order on Five-Year Performance Assessment.....	3
Joint Staff White Paper on Notices of Penalty Pertaining to CIP Violations.....	3
Harmonization of ERO Enterprise Practices Around Internal Controls .....	4
CORES Project .....	4
Upcoming Compliance Assurance and Enforcement Oversight Activities .....	4
Program Alignment.....	4
Coordinated Oversight Program .....	4
Enforcement Streamlining Project.....	5
Chapter 2 : RE Oversight .....	6
Enforcement Oversight.....	6
Serious Risk Violations.....	6
Spreadsheet NOPs .....	6
Annual Find, Fix, Track, and Report and Compliance Exception Programs Review.....	6
Compliance Monitoring Oversight.....	6
NERC Oversight.....	6
Compliance Oversight Plans .....	6
Certification.....	6
Q1 2021 Certification Completions .....	6
Registration .....	7
BES Exception Requests.....	7
Chapter 3 : ERO Enterprise Performance Objectives.....	8
Priorities for 2021 .....	8
2021 Metrics .....	8
Appendix A: Enforcement .....	9
Appendix B: Compliance Assurance.....	24
Appendix C: Registration.....	26

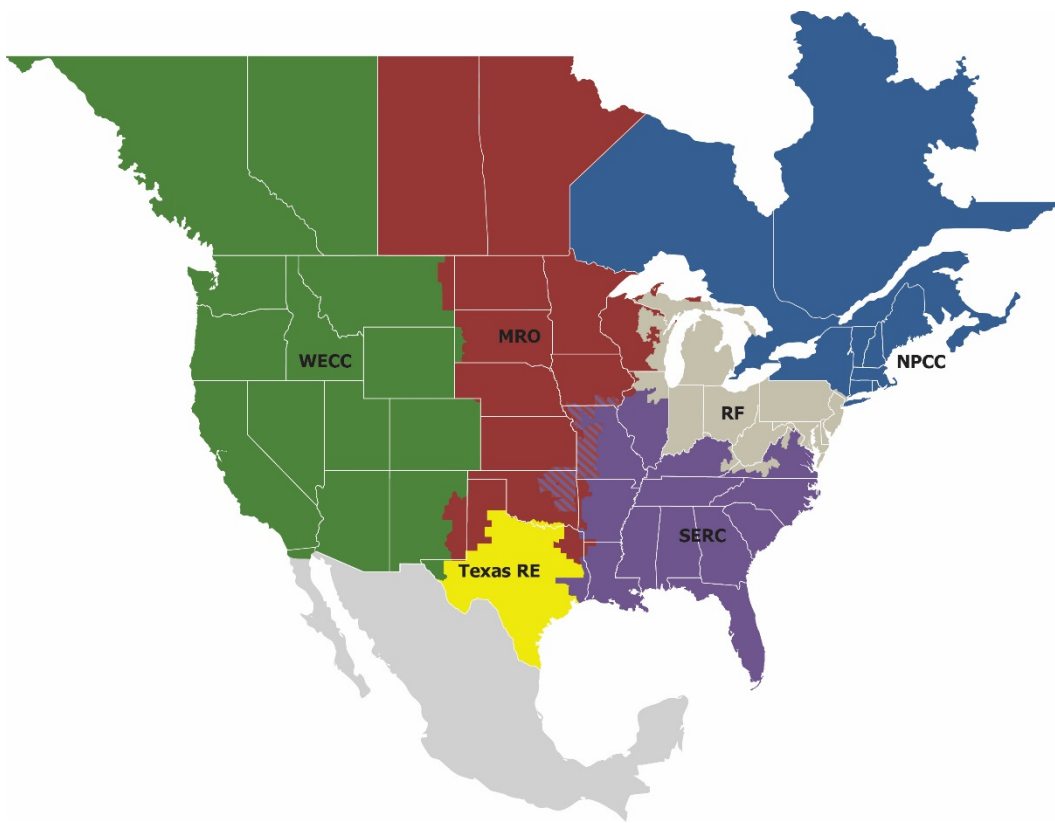
Appendix D: Certification and Bulk Electric System .....28

# Preface

Electricity is a key component of the fabric of modern society, and the Electric Reliability Organization (ERO) Enterprise serves to strengthen that fabric. The vision for the ERO Enterprise, which is comprised of the North American Electric Reliability Corporation (NERC) and the six Regional Entities (REs), is a highly reliable and secure North American bulk power system (BPS). Our mission is to assure the effective and efficient reduction of risks to the reliability and security of the grid.

Reliability | Resilience | Security  
*Because nearly 400 million North Americans are counting on us*

The North American BPS is divided into six RE boundaries as shown in the map and corresponding table below. The multicolored area denotes overlap as some load-serving entities participate in one RE while associated Transmission Owners/Operators participate in another.



<b>MRO</b>	Midwest Reliability Organization
<b>NPCC</b>	Northeast Power Coordinating Council
<b>RF</b>	ReliabilityFirst
<b>SERC</b>	SERC Reliability Corporation
<b>Texas RE</b>	Texas Reliability Entity
<b>WECC</b>	Western Electricity Coordinating Council



## Executive Summary

---

This report highlights key ERO Enterprise<sup>1</sup> Compliance Monitoring and Enforcement Program (CMEP) activities that occurred in Q1 2021 and provides information and statistics regarding those activities:

In Q1 2021, CMEP activities throughout the ERO Enterprise reflected continued implementation of a risk-based approach and program alignment. The ERO Enterprise:

- Continued working with the Federal Energy Regulatory Commission (FERC or Commission) and Canadian provincial authorities to provide regulatory discretion to industry during the novel coronavirus (COVID-19) pandemic and extended the temporary expansion of the Self-Logging Program to address minimal and moderate risk potential noncompliance related to registered entities' coronavirus response efforts and the deferment of on-site activities to June 30, 2021;
- Went live with Release 1 of Align and the Secure Evidence Locker with MRO, Texas RE, and NERC.
- Prepared for provision of lessons learned regarding CIP noncompliance in Q2 2021 after 2020 implementation of a process for filing and submittal of CIP noncompliance information to the Commission in which NERC requests that FERC treat the entire filing or submittal as Critical Energy/Electric Infrastructure Information (CEII) and does not publicly post redacted CIP noncompliance information;
- Released a contact role feature update for the Centralized Organization Registration ERO System (CORES);
- Filed four Full Notices of Penalty (Full NOPs) and two Spreadsheet Notices of Penalty (SNOPs);
- Monitored RE implementation of Compliance Oversight Plans (COPs) for their registered entities;
- Conducted five remote site-visits to evaluate changed conditions related to organization certification; and
- Processed 74 registration changes.

---

<sup>1</sup> The "ERO Enterprise" refers to the affiliation between NERC and the six REs for the purpose of coordinating goals, objectives, metrics, methods, and practices across statutory activities. The operation of the ERO Enterprise does not conflict with obligations of each organization through statutes, regulations, and delegation agreements. The activities discussed in this report relate to compliance monitoring and enforcement performed in connection with United States registered entities. ERO Enterprise activities outside of the United States are not specifically addressed.

## Chapter 1: CMEP Activities

---

### Coordination between FERC, NERC, and Regional Entities on Potential Coronavirus Impacts

On March 18, 2020, FERC and NERC announced steps to ensure that operators of the bulk electric system could focus their resources on keeping people safe and the lights on during the unprecedented public health emergency posed by the COVID-19 pandemic.

The announcement stated that FERC and NERC were using regulatory discretion to advise all registered entities that they would consider the impact of the coronavirus outbreak in complying with certain Reliability Standards, that REs would postpone on-site audits, certifications, and other on-site activities until at least July 31, 2020, and that FERC and NERC would continue to evaluate the situation.<sup>2</sup>

On April 2, 2020, NERC began posting frequently asked questions that NERC and the REs have received from industry regarding the joint NERC-FERC guidance for COVID-19.<sup>3</sup>

On May 28, 2020, the ERO Enterprise released new guidance temporarily expanding the Self-Logging Program to allow all registered entities to self-log instances of potential noncompliance with minimal or moderate risk related to their coronavirus response.<sup>4</sup> While registered entities remain responsible for maintaining compliance with NERC Reliability Standards, this expansion allows them to focus their immediate efforts and resources on maintaining the safety of their workforce and communities to ensure the reliability of the bulk power system during this public health emergency. Under this temporary expansion of the Self-Logging Program, potential noncompliance related to coronavirus impacts logged consistently with this guidance is expected to be resolved without further action.<sup>5</sup> The ERO Enterprise extended the temporary expansion of the Self-Logging Program and deferment of on-site activities two additional times in 2020.<sup>6</sup>

On January 6, 2021, the ERO Enterprise extended the expiration date of the temporary expansion of the Self-Logging Program and the deferment of on-site activities to June 30, 2021.<sup>7</sup>

NERC and the REs continue to monitor the COVID-19 pandemic and will work with registered entities, the Commission, applicable governmental authorities in Canada, and other partners to ensure the reliability and security of the grid.

---

<sup>2</sup> Joint FERC and NERC Press Release, *FERC, NERC Provide Industry Guidance to Ensure Grid Reliability Amid Potential Coronavirus Impacts* (March 18, 2020), available at <https://www.nerc.com/news/Headlines%20DL/FERC%20NERC%20031820%20final.pdf>.

<sup>3</sup> *COVID-19 ORC and CMEP Frequently Asked Questions*, available at [https://www.nerc.com/pa/comp/CAOneStopShop/COVID19\\_ORC\\_CMEP%20FAQs\\_Posted.xlsx](https://www.nerc.com/pa/comp/CAOneStopShop/COVID19_ORC_CMEP%20FAQs_Posted.xlsx).

<sup>4</sup> NERC Press Release, *ERO Enterprise Releases New Guidance Temporarily Expanding Self-Logging Program Due to Coronavirus Impacts* (May 28, 2020), available at <https://www.nerc.com/news/Pages/ERO-Enterprise-Releases-New-Guidance-Temporarily-Expanding-Self-Logging-Program-Due-to-Coronavirus-Impacts.aspx>.

<sup>5</sup> *ERO Enterprise Guidance: Potential Noncompliance Related to Coronavirus Impacts*, available at <https://www.nerc.com/pa/comp/CAOneStopShop/ERO%20Enterprise%20Guidance%20Potential%20Noncompliance%20Related%20to%20Coronavirus%20Impacts.pdf>.

<sup>6</sup> NERC Press Release, *ERO Enterprise Extends Self-Logging Program Expansion and Deferment of On-Site Activities* (August 13, 2020), available at <https://www.nerc.com/news/Pages/ERO-Enterprise-Extends-Self-Logging-Program-Expansion-and-Deferment-of-On-Site-Activities.aspx>; and NERC Press Release, *ERO Enterprise Further Extends Self-Logging Program Expansion and Deferment of On-Site Activities* (October 27, 2020), available at <https://www.nerc.com/news/Pages/ERO-Enterprise-Further-Extends-Self-Logging-Program-Expansion-and-Deferment-of-On-Site-Activities.aspx>.

<sup>7</sup> *Id.* See also NERC Press Release, *ERO Enterprise Further Extends Self-Logging Program Expansion and Deferment of On-Site Activities through Mid-2021*, available at <https://www.nerc.com/news/Pages/ERO-Enterprise-Further-Extends-Self-Logging-Program-Expansion-and-Deferment-of-On-Site-Activities-Through-Mid-2021.aspx>.

## Compliance Monitoring During Pandemic Conditions

The ERO Enterprise continues to perform compliance monitoring engagements off-site using video and audio conference technologies.

The ERO Enterprise scopes the compliance monitoring engagements using a risk-based framework and conducts Subject Matter Expert (SME) interviews via web conferences and/or telephone communications. For cases where the ERO Enterprise typically conducts in-person observation or walk-through assessments, compliance monitoring staff are determining whether further analysis is required when the pandemic conditions no longer exist or if the registered entity provided sufficient evidence during the off-site review for reasonable assurance of compliance. For instances where the ERO Enterprise identifies high-risk areas that cannot be sufficiently reviewed off-site, the ERO Enterprise will schedule additional compliance monitoring engagements for the registered entity later in 2021 or 2022, as conditions permit.

## Certification Engagements During Pandemic Conditions

The ERO Enterprise continues to perform certification engagements (certifications and certification reviews) off-site, or “virtually on-site,” using video and audio conference technologies.

The ERO Enterprise scopes the certification engagements to evaluate an entity’s Reliability Coordinator, Balancing Authority, and Transmission Operator capabilities using a risk-based approach. Engagements include tours (walk-through assessments) of control center facilities, Energy Management System (EMS) functionality demonstrations, and interviews with key entity O&P and CIP personnel. Discussion during certification engagements are more focused which requires managing subject matter expert attendance and there has been an increase in the formality of documenting considerations. The ERO Enterprise continues to emphasize flexibility in schedule and the control of technology. The successful use of the available technology has prompted consideration for continued use of this approach, when pandemic conditions no longer exist, for engagements with entities that pose a lower risk or are located in remote areas where travel constraints may be an issue.

## Align Project and ERO Secure Evidence Locker

On March 31, 2021, the Align tool and the ERO Secure Evidence Locker (ERO SEL) went live with Release 1 with MRO, NERC, and Texas RE. The project improves and standardizes CMEP processes across the ERO Enterprise, enhances ERO Enterprise operations and improves the effectiveness of executing statutory functions.

Work continues with Release 2 (Periodic Data Submittals, Technical Feasibility Exceptions and Self Certifications) and Release 3 (Compliance Auditing, Spot Checks and Complaints). Release 2 development and testing is near completion, with training to begin in June, and a release date of July 19, 2021. Release 3 development will commence in April, and is scheduled to be completed in Q4 2021.

The Align project team continues to conduct extensive outreach to keep industry apprised of the status of the Align project. This outreach included updates in the NERC News<sup>8</sup> and Align newsletters.<sup>9</sup> NERC has also set up a training site for Align and other tools that provide training for NERC, Regional Entity, and registered entity staffs on a variety of topics related to the use of Align.<sup>10</sup>

<sup>8</sup> June 2020 NERC News (posted July 1, 2020) at p. 6, available at <https://www.nerc.com/news/newsletters/Newsletters/NERCNews-2020-06%20NEW.pdf>; July 2020 NERC News at p. 6 (posted August 3, 2020), available at <https://www.nerc.com/news/newsletters/Newsletters/NERCNews-2020-07.pdf>; August 2020 NERC News (posted September 1, 2020) at pp. 6-7, available at <https://www.nerc.com/news/newsletters/Newsletters/NERCNews-2020-08.pdf>.

<sup>9</sup> Align: Registered Entity Newsletter (August 2020), available at [https://www.nerc.com/ResourceCenter/Align%20Documents/Align%20Registered%20Entity%20Newsletter\\_August%202020.pdf](https://www.nerc.com/ResourceCenter/Align%20Documents/Align%20Registered%20Entity%20Newsletter_August%202020.pdf); Align: Regional Entity Newsletter (August 2020), available at [https://www.nerc.com/ResourceCenter/Align%20Documents/Align%20Regional%20Entity%20Newsletter\\_August%202020.pdf](https://www.nerc.com/ResourceCenter/Align%20Documents/Align%20Regional%20Entity%20Newsletter_August%202020.pdf).

<sup>10</sup> NERC Systems Training, available at <https://training.nerc.net/>.

## FERC Order on Five-Year Performance Assessment

On July 22, 2019, NERC filed its Five-Year Electric Reliability Organization Performance Assessment (Performance Assessment), and on January 23, 2020, the Commission issued an order accepting the NERC Performance Assessment, finding that NERC and the REs continue to satisfy their applicable statutory and regulatory criteria.

In its order, the Commission directed NERC to submit two compliance filings to provide additional information and address specific matters discussed in the order, including several areas of improvement related to the CMEP. Specifically, the Commission sought clarification or improvements in four areas: 1) periodic audits of REs' compliance with the CMEP; 2) NERC's reliability and security guidance document process; 3) the NERC Sanction Guidelines used to develop penalties for noncompliance with the Reliability Standards; and 4) the NERC certification process.

On June 1, 2020, NERC submitted its first compliance filing in response to the Commission order, addressing NERC oversight of Regional Entities and the NERC guidance development process, among other topics, and provided an update regarding revisions to the NERC Rules of Procedure.<sup>11</sup> On September 28, 2020, NERC submitted its second compliance filing with the Commission, addressing proposed revisions to the registration and certification processes and Sanction Guidelines, among other topics.<sup>12</sup>

On January 19, 2021, FERC approved NERC's proposed modifications to the NERC Rules of Procedure related to 1) the E-ISAC (Section 1003), 2) Sanction Guidelines (Appendix B), and 3) Registration and Certification (Section 500 and Appendices 2, 5A, 5B, and 5C).<sup>13</sup> FERC denied NERC's proposal to replace its Appendix 4A audit process with an alternative program and directed NERC to submit completed reports on its audits of the six REs by June 30, 2023.<sup>14</sup> NERC will work to address FERC's directives regarding oversight of the REs.

## Joint Staff White Paper on Notices of Penalty Pertaining to CIP Violations

On September 23, 2020, FERC and NERC released a Second Joint Staff White Paper on Notices of Penalty Pertaining to Violations of Critical Infrastructure Protection Reliability Standards (Second Joint Staff White Paper) regarding the disclosure of information related to violations of the CIP Reliability Standards.

In the Second Joint Staff White Paper, FERC and NERC determined that their initial proposal in the August 27, 2019 First Joint Staff White Paper was insufficient to protect the security of the BPS.<sup>15</sup> NERC and the Regional Entities share FERC's and industry's goal of protecting the security of the BPS. Going forward, NERC will file or submit CIP noncompliance information with a request that the entire filing or submittal be treated as CEII and Commission staff will maintain the confidentiality of such filings of submittals by designating them as CEII in their entirety. In addition, NERC will no longer publicly post redacted versions of CIP noncompliance filings and submittals because of the risk associated with the disclosure of CIP noncompliance information. NERC will continue to report CIP noncompliance statistics to the public in its quarterly and annual CMEP reports, which are available on NERC's website. In Q2 2021, NERC plans to start providing information on CIP noncompliance to registered entities via a secure website in order

<sup>11</sup> Compliance Filing of the North American Electric Reliability Corporation in Response to the Order on the Five-Year Performance Assessment, available at

[https://www.nerc.com/FilingsOrders/us/NERC%20Filings%20to%20FERC%20DL/Performance%20Assessment%20Compliance%20Filing\\_PUBL\\_IC.pdf](https://www.nerc.com/FilingsOrders/us/NERC%20Filings%20to%20FERC%20DL/Performance%20Assessment%20Compliance%20Filing_PUBL_IC.pdf).

<sup>12</sup> Second Compliance Filing of the North American Electric Reliability Corporation in Response to the Order on the Five-Year Performance Assessment, available at

<https://www.nerc.com/FilingsOrders/us/NERC%20Filings%20to%20FERC%20DL/Second%20Compliance%20Filing%20on%20Five-Year%20Order.pdf>.

<sup>13</sup> Order on Compliance Filings, 174 FERC ¶ 61,030 (2021), available at [https://elibrary.ferc.gov/eLibrary/filelist?document\\_id=14923127&accessionnumber=20210119-3072](https://elibrary.ferc.gov/eLibrary/filelist?document_id=14923127&accessionnumber=20210119-3072).

<sup>14</sup> *Id.*

<sup>15</sup> *Second Joint Staff White Paper on Notices of Penalty Pertaining to Violations of Critical Infrastructure Protection Reliability Standards*, Docket No. AD19-18-000 (September 23, 2020), available at [https://www.ferc.gov/sites/default/files/2020-09/Second%20Joint%20White%20Paper\\_CIP%20NOP%20Confidentiality\\_09.23.2020\\_AD19\\_18\\_000\\_0.pdf](https://www.ferc.gov/sites/default/files/2020-09/Second%20Joint%20White%20Paper_CIP%20NOP%20Confidentiality_09.23.2020_AD19_18_000_0.pdf).



to share lessons learned and help assure the effective and efficient reduction of risks to the reliability and security of the BPS. NERC will provide these lessons learned reports to registered entities on a quarterly basis going forward.

## Harmonization of ERO Enterprise Practices Around Internal Controls

The ERO Enterprise continues harmonization efforts around internal controls to further align ERO Enterprise practices related to evaluating internal controls as part of compliance monitoring activities. The harmonization efforts focus on the following topics:

- Approaches for testing, design, and implementation of internal controls during CMEP engagements;
- Documenting results of internal control evaluations and providing feedback to registered entities; and
- Incorporating internal control evaluations from CMEP engagements into revised COPs.

In Q1 2021, the ERO Enterprise developed a set of internal controls guiding principles for RE staff to advance the ERO Enterprise's internal control understanding and to facilitate integration of internal control information throughout all CMEP engagements with registered entities. The guiding principles provide foundational elements in establishing a framework that will help CMEP staff in identifying, documenting, and assessing internal controls in a consistent and structured manner.

## CORES Project

CORES is now available for all registered entities to perform registration activities and new entities may use CORES to register for a NERC Compliance Registry (NCR) ID. In Q1 2021, new functionality was enabled to provide registered entities the ability to update their contact roles (Primary Compliance Officer, Primary Compliance Contact, Alternate Compliance Contact) directly in CORES, among other updates.

## Upcoming Compliance Assurance and Enforcement Oversight Activities

In 2020, NERC initiated a review to identify areas of improvement and opportunities to document audit findings consistently to ensure that the REs capture and document relevant information in a way to reduce administrative and procedural burdens on all CMEP staff. The objective of this oversight activity is to ensure that compliance monitoring staff are capturing details consistently across the REs and that relevant information that is identified in the engagements is also provided to the Risk Assessment and Mitigation (RAM) and Enforcement groups to be used for other CMEP activities (i.e. Enforcement proceedings, COPs, etc.). The outputs of compliance monitoring engagements should be comprehensive enough to be useful for subsequent activities in the CMEP areas.

NERC has completed its internal assessment and review of the work papers and evidence and will share the general results with the REs during the 2021 Spring ERO CMEP Workshop on Documenting Audit Conclusions and Feedback Loops in Q2 2021. NERC will also share specific results of the review with REs in Q2 2021. The REs will implement the results and recommendations in audit work papers going forward in conjunction with the new Align tool.

## Program Alignment

The ERO Enterprise is enhancing alignment of CMEP activities under a broader ERO Enterprise Program Alignment Process (Program Alignment).<sup>16</sup> In Q1 2021, NERC staff closed one alignment issue pertaining to the assessment criteria for TOP-001-3 R9.<sup>17</sup> Currently, there is one alignment issue submitted via Consistency Reporting Tool and five CMEP Practice Guides in-progress, which are expected to be completed by the end of 2021.

## Coordinated Oversight Program

The purpose of the Coordinated Oversight Program is to increase efficiency and eliminate unnecessary duplication of compliance monitoring and enforcement activities for Multi-Region Registered Entities (MRREs). A registered entity

<sup>16</sup> <http://www.nerc.com/pa/comp/Pages/EROEnterProAlign.aspx>

<sup>17</sup> See Program Alignment – Issues and Recommendations Tracking, available at [https://www.nerc.com/pa/comp/ERO%20Enterprise%20Program%20AlignmentDL/Issues-Recommendations\\_EXTERNAL.xlsx](https://www.nerc.com/pa/comp/ERO%20Enterprise%20Program%20AlignmentDL/Issues-Recommendations_EXTERNAL.xlsx).

operating in or owning assets in two or more REs' jurisdictions with one or more NERC Compliance Registry (NCR) identification number is a potential candidate for inclusion in the voluntary Coordinated Oversight Program. In connection with the program, the ERO Enterprise takes into account reliability considerations such as, but not limited to, a registered entity's registered functions, load and generation capacity, transmission assets, and transmission and generation control centers.

In Q1 2021, the ERO Enterprise approved sixteen additional MRREs for entry into the Coordinated Oversight Program, increasing the total count of registered entities participating to 246.<sup>18</sup> The Coordinated Oversight Taskforce is focused on increasing MRRE participation in 2021 through regional entity recommendations and outreach.

## **Enforcement Streamlining Project**

NERC and the REs have been working on a Risk Alignment and Streamlining Project to create a more streamlined method for processing noncompliance, particularly minimal risk noncompliance, which represent the majority of noncompliance across the ERO Enterprise. One key aspect of the project is to find ways to reduce the time it takes to make a risk determination and then use existing risk-based processes to process the noncompliance appropriately. In Q1 2021, the project team finalized the deliverable for documenting consistent criteria and processes for risk assessment and related topics for use across the ERO Enterprise.

---

<sup>18</sup> Appendix B includes further information on the MRREs participating in the Coordinated Oversight Program.

## Chapter 2: RE Oversight

---

### Enforcement Oversight

#### Serious Risk Violations

In Q1 2021, NERC filed one Full NOP with FERC that included two violations of the operations and planning (non-CIP) Reliability Standards and carried a total penalty of over \$200,000. This Full NOP included two serious risk violations.

The non-CIP Full NOP filed in Q1 2021 addressed serious risk issues, including:

- Ineffective vegetation management program design; and
- Lack of redundancy in personnel performing vegetation inspections.

NERC filed three Full NOPs in Q1 2021 that included 40 violation of the Critical Infrastructure Protection Reliability Standards.

#### Spreadsheet NOPs

In Q1 2021, NERC filed two SNOPs that included nine violations of the Critical Infrastructure Protection Reliability Standards.

#### Annual Find, Fix, Track, and Report and Compliance Exception Programs Review

In Q1 2021, NERC completed its review of the documentation provided by the REs for the FY2020 Annual Find, Fix, Track, and Report and CE Survey that NERC jointly conducts with FERC. In Q2, NERC will issue RFIs to the REs and share the final feedback with the REs. In Q4 2021, NERC will be issuing a final report that it will file with FERC.

### Compliance Monitoring Oversight

#### NERC Oversight

In Q1 2021, NERC executed monitoring oversight activities planned for 2020. These activities include the following:

- RE-specific follow-up related to prior oversight recommendations; and
- Recurring oversight coordination specific to ERO Enterprise efforts around COP enhancement and alignment.

#### Compliance Oversight Plans

During Q1 2021, REs continue to develop COPs using results of the Inherent Risk Assessment (IRA) and performance considerations such as internal controls, culture of compliance, compliance history, event analysis trends, or other regional considerations to identify key risks. COPs include the NERC Reliability Standards and Requirements associated with identified risks, the targeted interval of monitoring activities, and the type of CMEP tools (such as Compliance Audit, Spot Check, or Self-Certification). NERC will continue to monitor development of COPs throughout the remainder of 2021 to ensure ERO Enterprise alignment.

### Certification

#### Q1 2021 Certification Completions

In accordance with the March 18, 2020 FERC and NERC announcement providing guidance to ensure grid reliability amid potential coronavirus impacts, the ERO Enterprise conducted no in-person, certification site visits in Q3 or Q4 2020. During Q1 2021, the ERO Enterprise completed the review of three TOP EMS upgrade/Control Center relocation, one BA EMS upgrade, and one Balancing Authority Area/Reliability Coordinator Area change. The ERO Enterprise continues to implement a risk-based approach on engagements and has determined no further reviews were needed for a backup control center relocation and three versioning upgrades to a BA/TOP EMS. Appendix D provides a breakdown by RE.

## Registration

In Q1 2021, NERC processed 76 Registration changes, of which 55 were functional activations and 21 were functional deactivations. Of the 21 functional deactivations:

- Ten were where compliance responsibility was assumed by another registered entity,
- Seven were determined not to meet registration criteria, and
- Four were sold to another registered entity.

## BES Exception Requests

In Q1 2021, NERC completed one Exception Request and expects to complete one other Exception Requests currently under review in Q2 2021.



## Chapter 3: ERO Enterprise Performance Objectives

---

### Priorities for 2021

To guide enforcement and compliance monitoring activities in 2021, NERC has identified the following priorities:

- Complete and deliver the Align tool;
- Provide training and education to RE CMEP staff to enhance the ERO Enterprise work products (e.g., working papers);
- Evaluate post-COVID-19 monitoring activities;
- Continue to focus on program alignment, including consistency efforts on non-monetary penalties, mitigation, coordinated oversight for MRREs, training exercises, technical training, documentation, and risk assessments;
- Monitor the progress of the ERO Enterprise's enforcement streamlining efforts by examining the balancing of efficient resolution of minimal risk noncompliance with timely, comprehensive resolutions of higher risk violations;
- Continue rollout of enhanced Compliance Oversight Plans for engagements in 2021;
- Continue to focus on how registered entities have mitigated reliability and security risks while achieving compliance with the Reliability Standards, including intentional focus on internal controls; and
- File proposed revisions to the NERC ROP, specifically around the CMEP, with FERC for approval.

### 2021 Metrics

In 2021, the ERO will continue to monitor and report on key CMEP and ORCP activities.

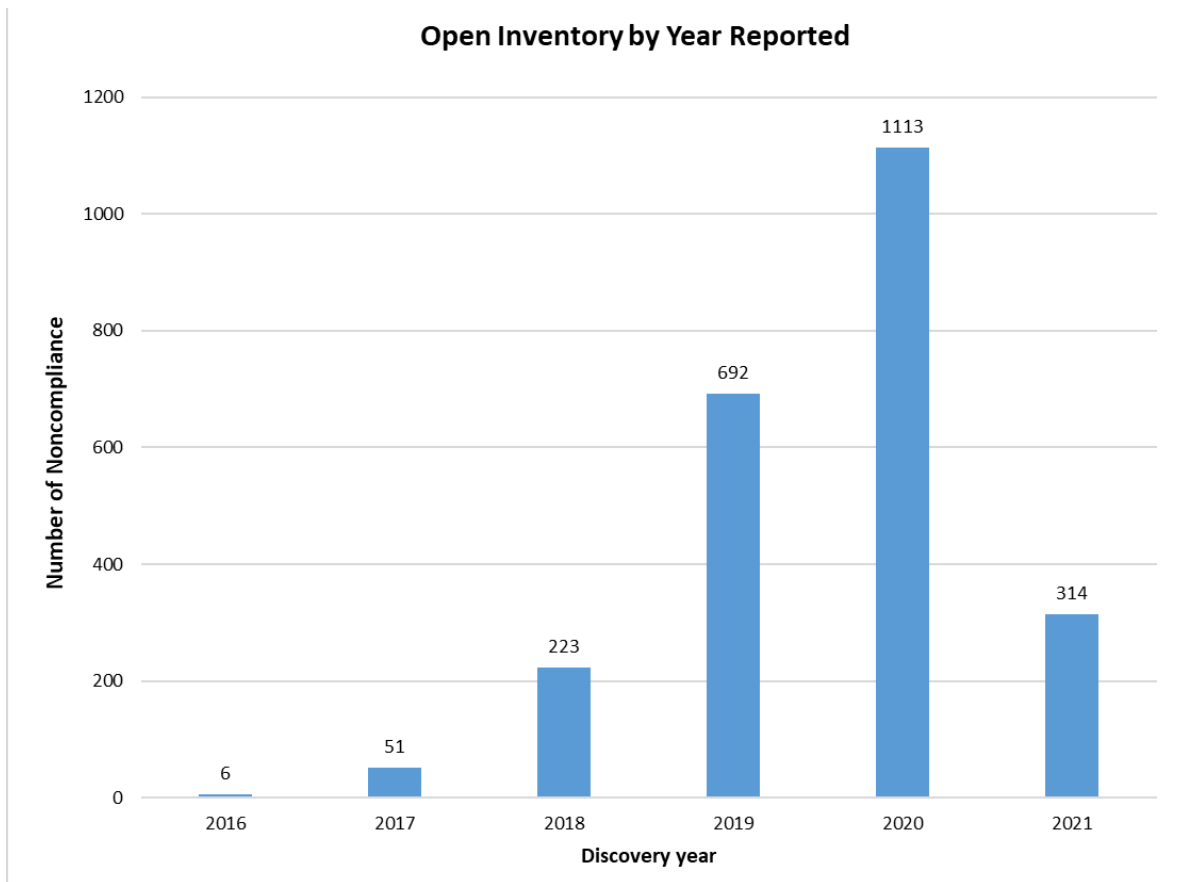
# Appendix A: Enforcement

Information regarding the ERO Enterprise’s Enforcement activities and metrics is provided below, focusing on noncompliance inventory; identification, mitigation, disposition, and risk of noncompliance; and vegetation management.

## Noncompliance Inventory

### Open Noncompliance in the ERO Enterprise Inventory

The ERO Enterprise’s open noncompliance inventory consists of noncompliance reported to or identified by the REs or NERC that has not yet been processed by filing with FERC (Full NOPs and SNOPs), submission to FERC (FFTs and CEs), or being dismissed. As of Q1 2021, approximately 12 percent of the open violations are from 2018 and older.

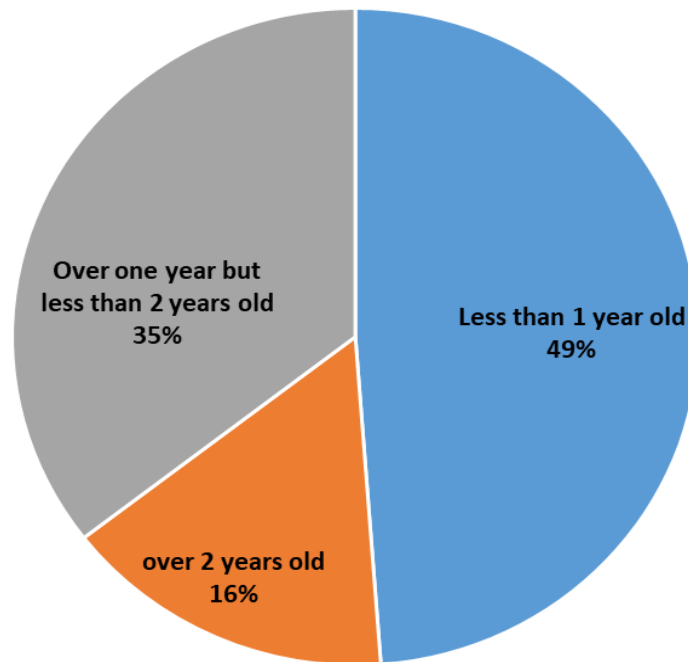


**Figure A.1 ERO Enterprise’s Inventory by Year Reported**

### Reported Age of Noncompliance in ERO Enterprise Inventory

Figure A.2 shows the age of all open noncompliance in the ERO Enterprise inventory. The percentage of noncompliance in inventory that was less than one year old dropped from 55 percent in Q4 2020 to 49 percent in Q1 2021. The percentage of noncompliance in inventory between one and two years old increased from 31 percent in Q4 2020 to 35 percent in Q1, and the percentage of noncompliance in inventory over two years old decreased from 19 percent in Q4 2020 to 16 percent in Q1. Information about mitigation of the noncompliance in inventory can be found in the “Mitigation of Noncompliance” discussion below.

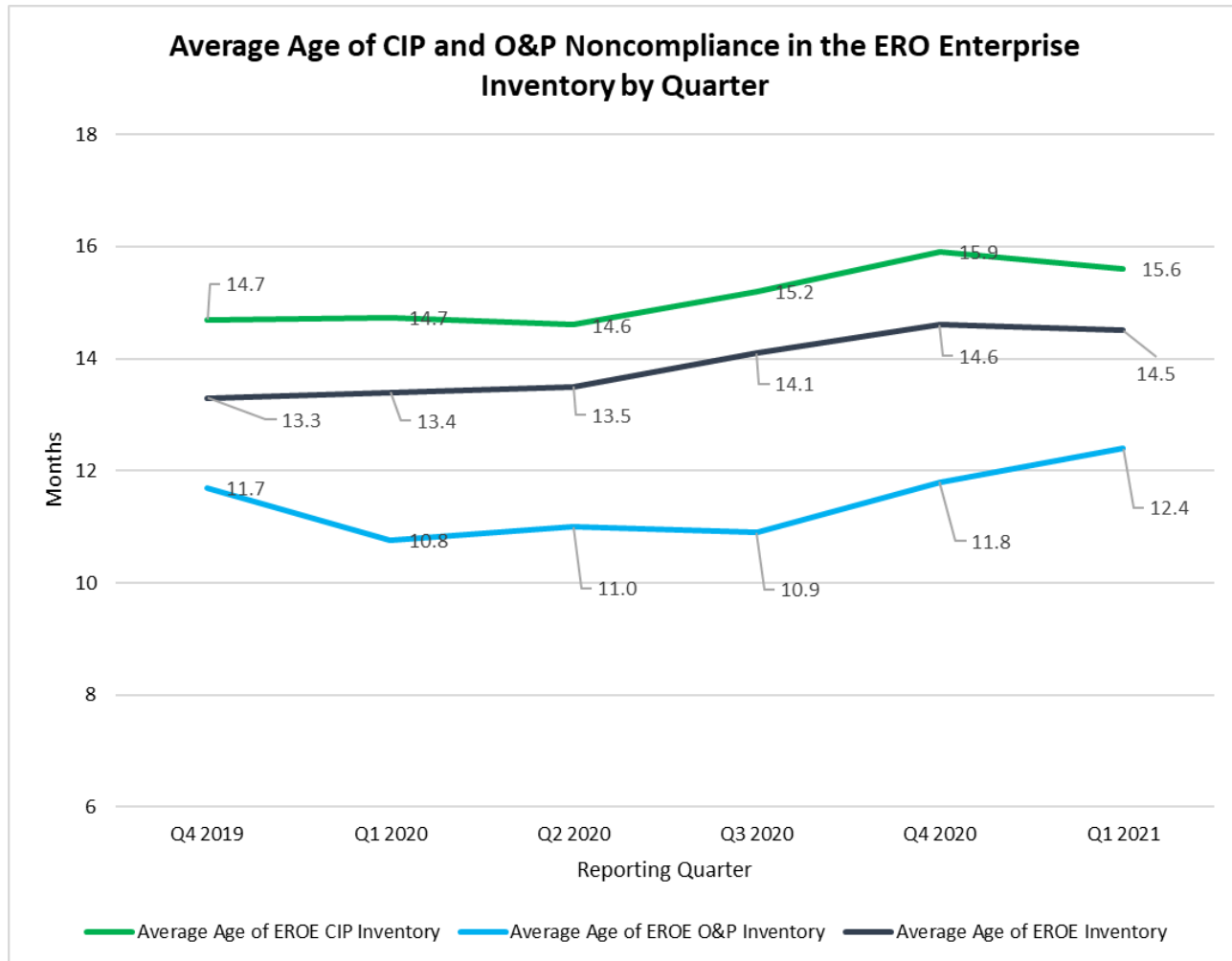
#### Age of Noncompliance in ERO Enterprise Inventory



**Figure A.2: Age of Noncompliance in ERO Enterprise’s Inventory**

### Average Age of Noncompliance in the ERO Enterprise Inventory

Figure A.3 shows that the average age of noncompliance in the ERO Enterprise's inventory at the end of Q1 2021 was 14.5 months.<sup>19</sup> The increase in the average age of noncompliance in the ERO Enterprise inventory over the last few years has been driven, in large part, by new Reliability Standards with phased implementation plans becoming effective and more registered entities having to comply with Versions 5 and 6 of the CIP Standards, along with the increased technical analysis needed to process noncompliance involving these newer Reliability Standards. The ERO Enterprise's efforts to streamline its noncompliance processing, particularly for minimal risk noncompliance, should help reduce the average age of noncompliance in the ERO Enterprise inventory when fully implemented.



**Figure A.3: Average Age of Noncompliance in the ERO Enterprise Inventory**

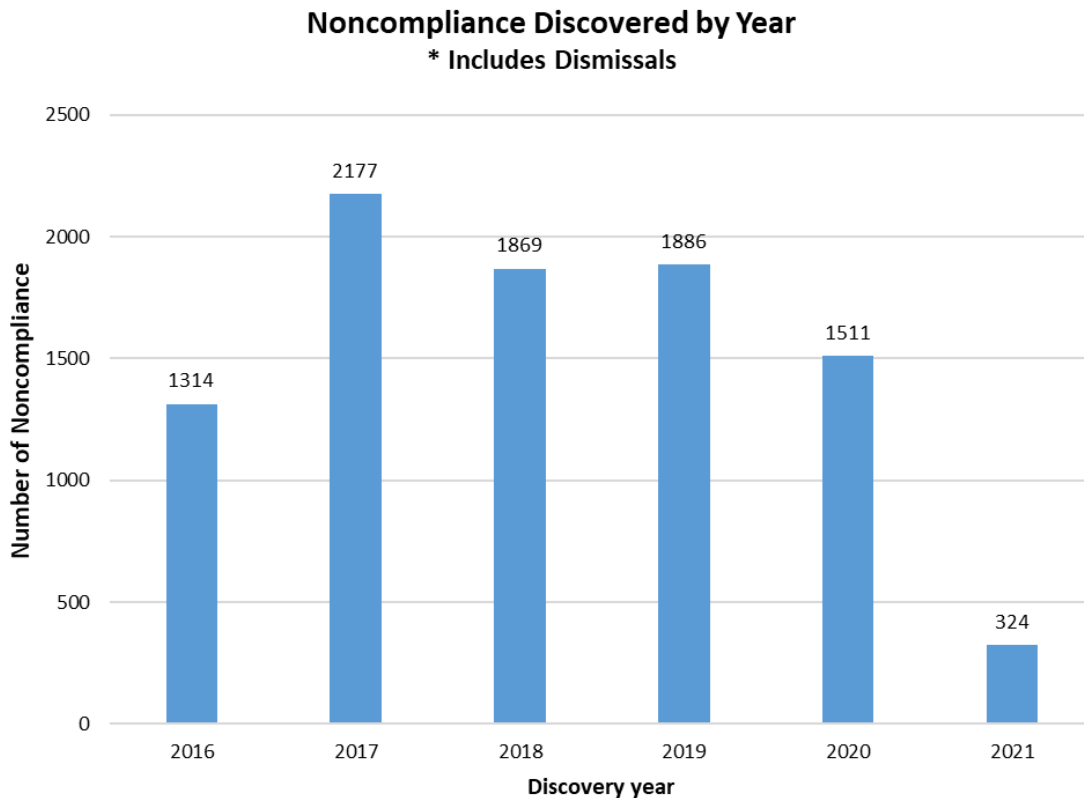
<sup>19</sup> The age of noncompliance runs from the time the noncompliance is identified to the time it is resolved (e.g., through CE, FFT, SNOP, or Full NOP processing).



## Identification of Noncompliance

### Number of New Noncompliance Discovered in Q1 2021

Figure A.4 shows the number of new noncompliance discovered in Q1 2021 compared to the total number of noncompliance discovered in prior years.

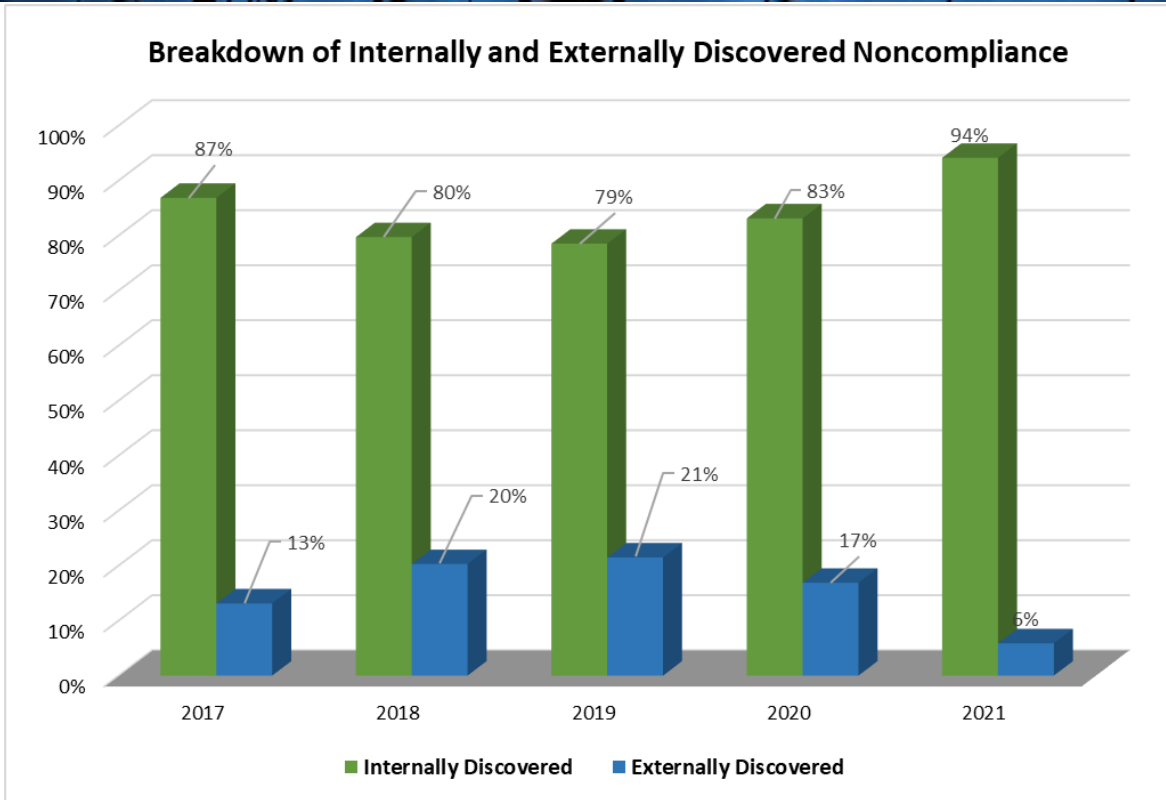


**Figure A.4: Noncompliance Discovered by Year**

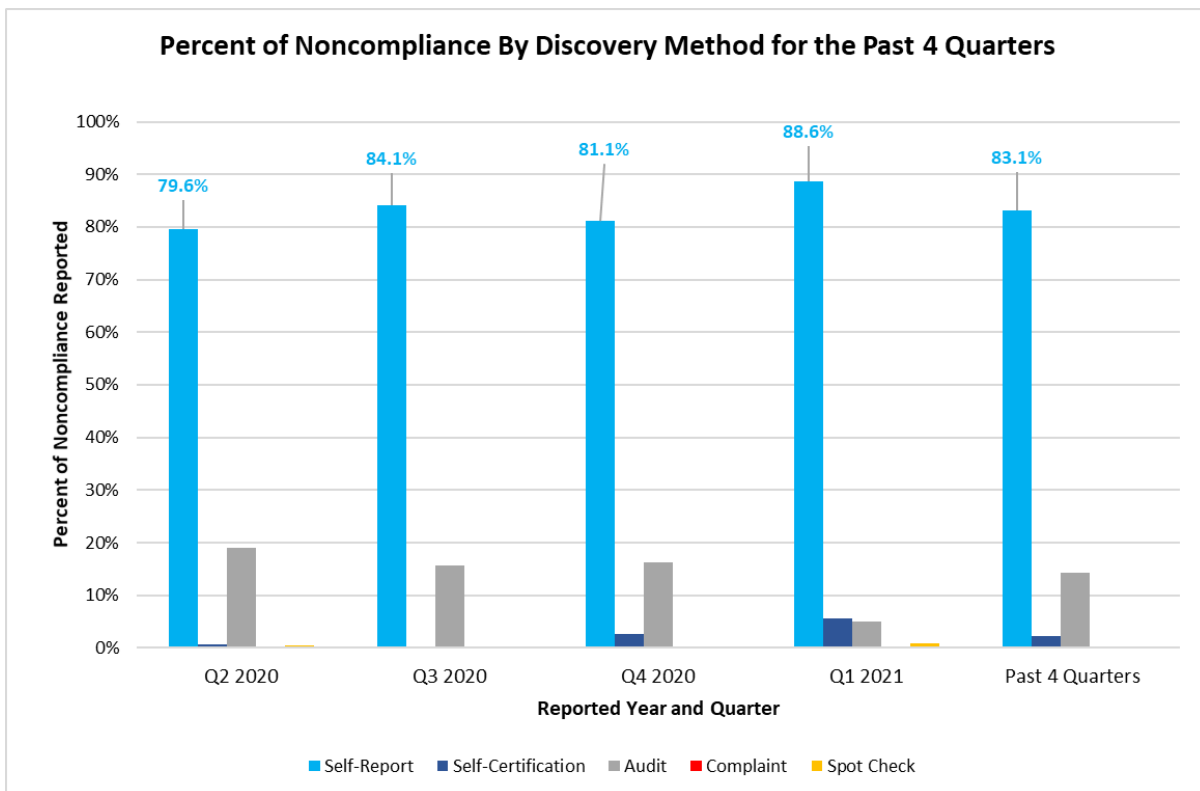
### Self-Assessment and Self-Identification of Noncompliance

Figure A.5 illustrates registered entities' internal and external identification of noncompliance by year. Self-Reports and Self-Certifications are treated as internal identification of noncompliance, while Compliance Audits, Spot Checks, and all other methods of discovery are treated as external identification of noncompliance. Figure A.6 shows the percentage of noncompliance by discovery method over the last four quarters.

A comparison of Figures A.5 and A.6 shows that despite quarterly variations, the overall split between internal and external discoveries remains in line with past annual trends.



**Figure A.5: Breakdown of Internally and Externally Discovered Noncompliance by Year**



**Figure A.6: Breakdown of Noncompliance by Discovery Method**

## Mitigation of Noncompliance

### Mitigation Completion Status

Registered entities continue to make progress in mitigating the older noncompliance they have reported, as shown in Table A.7. Mitigation of the oldest noncompliance, dating from 2017 and earlier, is largely complete. The noncompliance without verified mitigation completion dates involves noncompliance that: 1) has mitigating activities that have been certified as complete but have not yet been verified complete by the RE, 2) has mitigation activities that have passed the expected completion date (and presumably have been completed), or 3) has mitigation activities with a future completion date, ensuring risk to the BPS is being addressed via ongoing mitigation efforts. A small percentage of pre-2018 noncompliance do not yet have verified mitigation completion dates, but are part of ongoing discussions between REs and registered entities regarding appropriate mitigation activities. NERC continues to monitor these noncompliances as priorities for mitigation completion.

**Table A.7: Mitigation Completion Status of Noncompliance by Year Reported**

Time Frame	Required Mitigation	Noncompliance Without Verified Mitigation Completion Date	Percentage of Noncompliance with Verified Mitigation Completion Date
2017 and older	13,200	129	99.0%
2018	1,604	167	89.6%
2019	1,674	405	75.8%
2020	1,431	861	39.8%
2021	320	279	12.8%

## Disposition of Noncompliance

### Number and Percentage of Self-Logged CEs

Table A.8 shows both the number and percentage of self-logged CEs filed since the start of the self-logging program in 2014. Through Q1 2021, self-logged CEs continued at a high level consistent with the last three years.

**Table A.8: Number and Percentage of Self-Logged CEs**

Filing Year	Self-Logged CEs	Total CEs	Percentage of Self-Logged CEs
2017	86	940	9.1%
2018	159	770	20.6%
2019	220	1,153	19.1%
2020	195	1,070	18.2%
2021	45	275	16.4%
<b>Total</b>	<b>705</b>	<b>4208</b>	<b>16.8%</b>

### Disposition of Noncompliance

Figure A.9 shows the percentage of all noncompliance processed by disposition type through the end of Q1 2021. The ERO Enterprise processed a majority of noncompliance in 2021 as CEs, with approximately thirteen percent of noncompliance processed by the SNOP or Full NOP disposition methods, both of which can involve a monetary penalty or sanction. Figure A.10 shows the number of noncompliance processed by disposition type over the last five years. Figure A.11 shows the number of noncompliance processed by assessed risk level over the last five years. Consistent with data from recent years, of the noncompliance processed in 2021 to date, the ERO Enterprise

processed more than 70% of the noncompliance as a Compliance Exception and assessed approximately 73% of the noncompliance as a minimal risk to the reliability of the BPS.

Disposition Breakdown in 2021

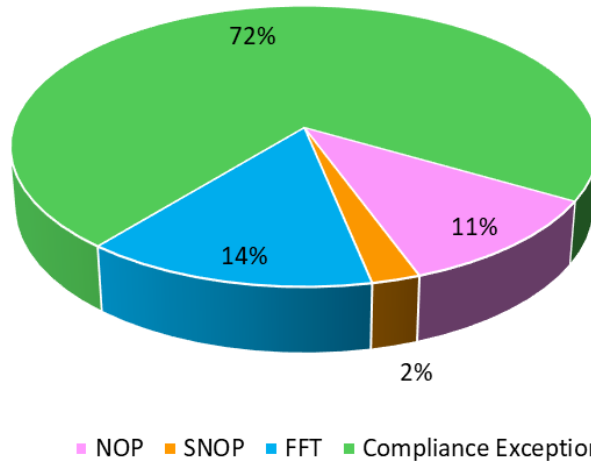


Figure A.9: Disposition Type of Noncompliance Processed in Q1 2021

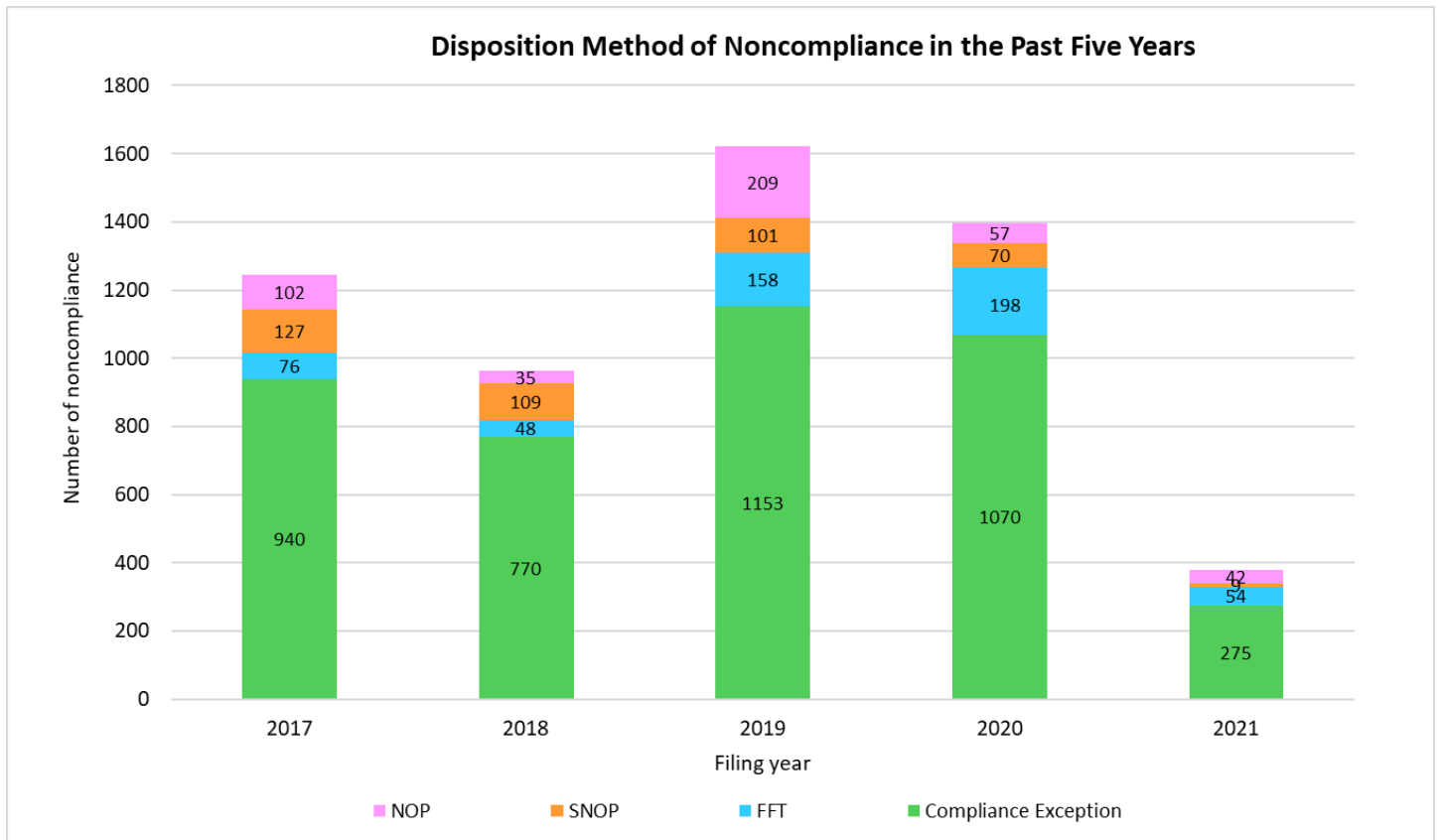
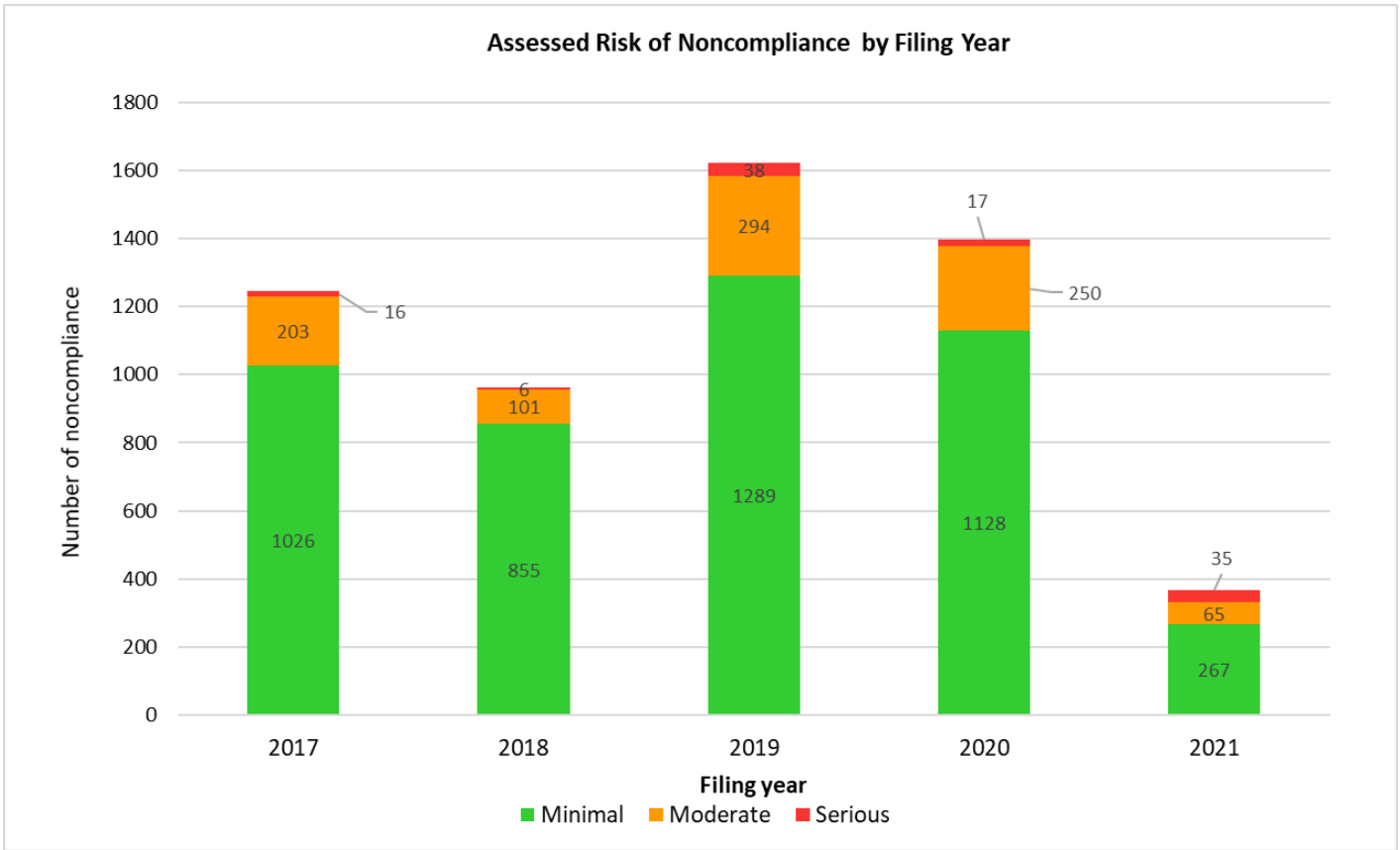


Figure A.10: Disposition Method of Noncompliance by Filing Year

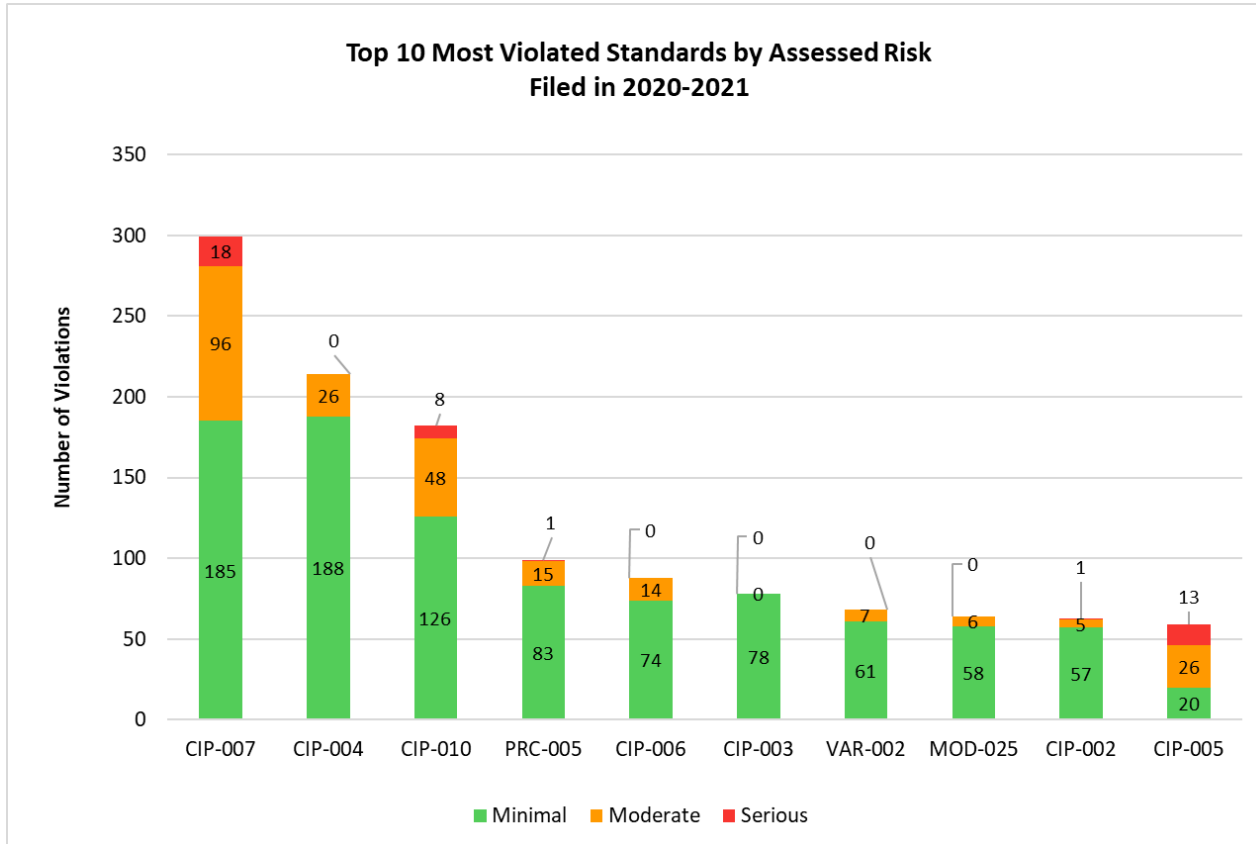


**Figure A.11: Assessed Risk of Filed Noncompliance by Filing Year**

## Risk of Noncompliance

### Most Violated Standards by Risk in 2020–Q1 2021

CIP-007 remains the most frequently violated Reliability Standard followed by CIP-004 and CIP-010. The majority of these noncompliances were disposed of as CEs. CIP-007 was the most frequently violated Reliability Standard for moderate and serious risk violations and CIP-004 was the most frequently violated Reliability Standard for minimal risk violations, as shown in Figure A.12.



**Figure A.12: Most Violated Reliability Standards by Risk Level in 2020–Q1 2021**

### Violations Posing a Serious Risk

NERC has gathered data and regularly monitored violations posing serious risk to the reliability of the BPS. In the period from 2020-Q1 2021, the ERO Enterprise has filed 52 serious risk violations with FERC, which represented approximately two percent of all filed noncompliance during that period. As shown in Figure A.13, the majority of these serious risk violations were in CIP Standards, particularly those relating to Electronic Security Perimeters and interactive remote access, ports and services, security patches, account management, baselines, and Physical Security Perimeters. The serious risk O&P violations involved Facility Ratings, vegetation management, loss of control center functionality, training of system operators, and Protection System maintenance and testing.

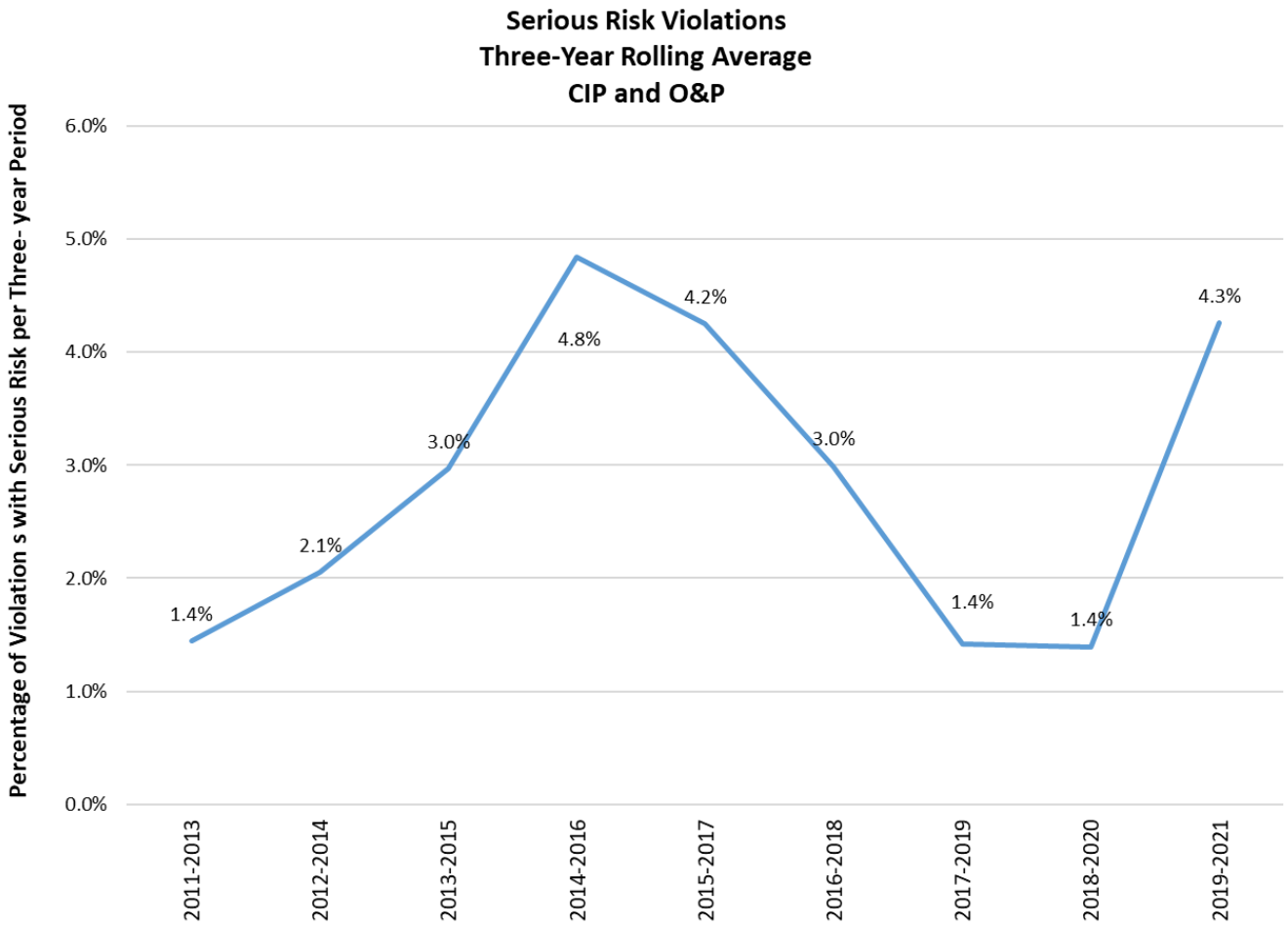


**Figure A.13: Reliability Standards with Serious Risk Violations<sup>20</sup>**

### Serious Risk Averages

Figure A.14 shows the percentage of serious risk violations, both CIP and O&P, over a rolling three-year average. The percentages are determined based on the number of serious risk violations compared to the total number of noncompliance filed in a given three-year period. Figure A.14 shows that the percentage of filed serious risk violations has remained below five percent over the last nine three-year periods, even with an uptick in the most recent three-year period.

<sup>20</sup> Although the currently effective version of the Reliability Standard addressing Facility Ratings is FAC-008-3, some violations involving Facility Ratings extend back in time to FAC-009-1, as seen in Figure A.13.



**Figure A.14: Rolling Average of Serious Risk Violations (CIP and O&P)**

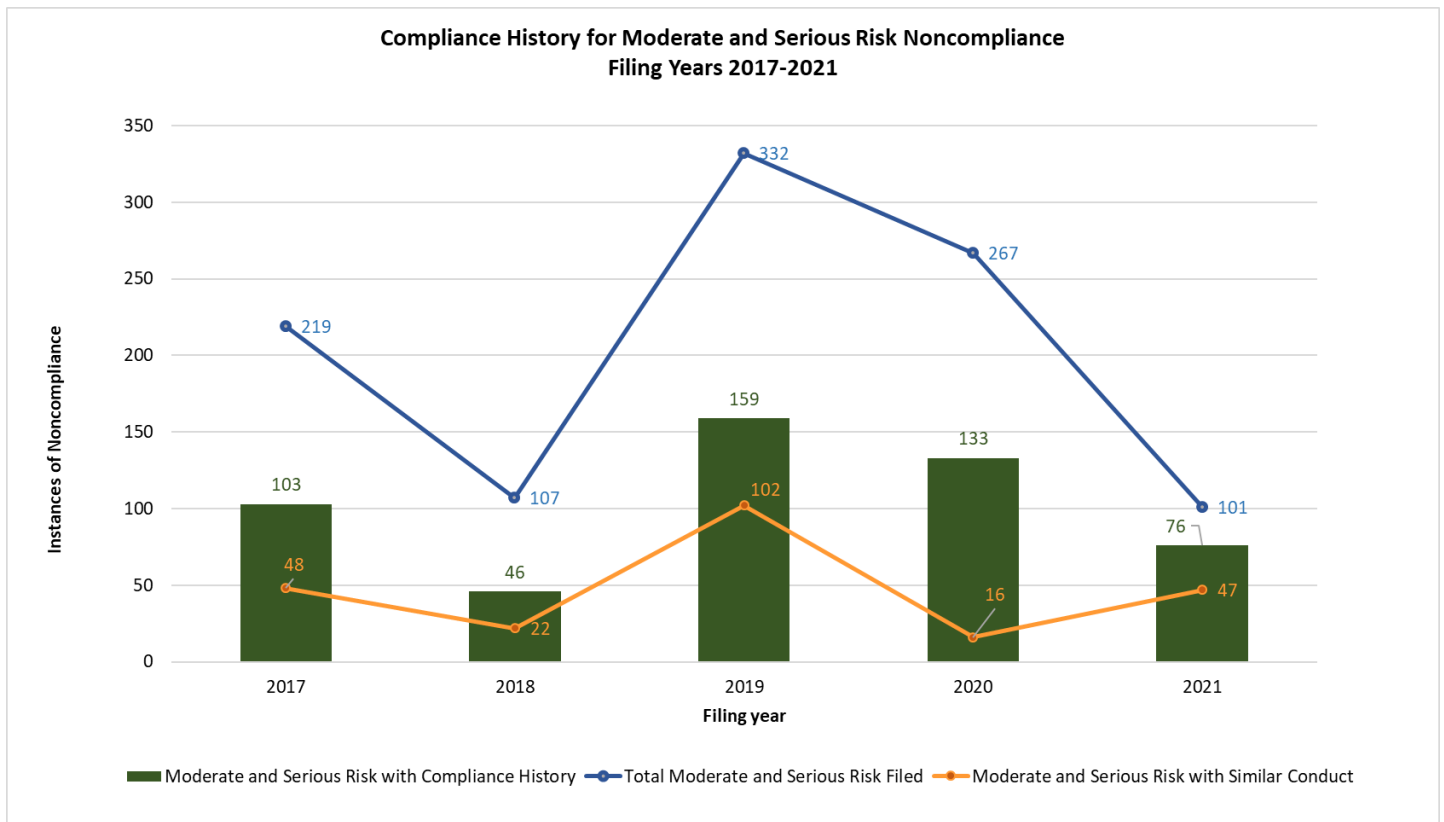


## Repeat Moderate and Serious Risk Violations

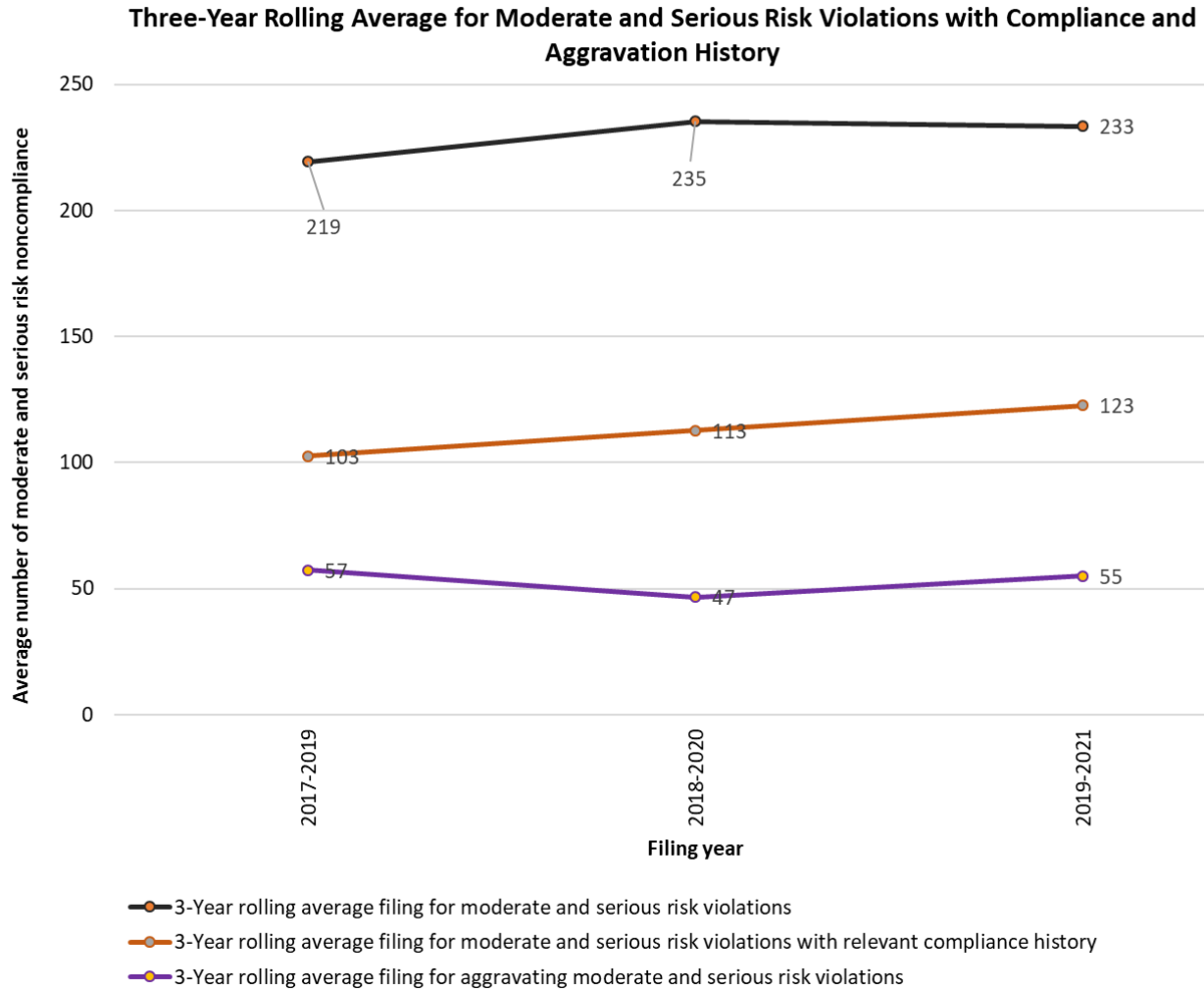
The ERO Enterprise monitors compliance history (defined as a prior violation of the same or similar Reliability Standard and Requirement) and repeat noncompliance with similar conduct (defined as a prior violation that stemmed from similar actions or conduct) to further explore the relationship of prior mitigation to repeat noncompliance and to identify any additional areas of focus and future actions.

Figure A.15 compares three categories of moderate and serious risk noncompliance: noncompliance with compliance history (green columns), noncompliance with compliance history involving similar conduct (orange line), and all filed moderate and serious risk noncompliance (blue line). Noncompliance with similar conduct is a subset of the wider group of repeat noncompliance, in which the entity's current noncompliance involves similar conduct or a similar cause as prior violations of the same or similar Standard and Requirement. Such situations could result in aggravation of the disposition method or aggravation of a penalty for the current noncompliance. The total moderate and serious noncompliance, shown by the gray line, includes both "new" noncompliance and repeat noncompliance.

Figure A.16 shows the same information as in Figure A.15, but averaged over a three-year period. The ERO Enterprise will continue to analyze the information as the year progresses and highlight any notable trends in future quarterly reports.



**Figure A.15: Compliance History and Similar Conduct for Moderate and Serious Risk Violations**



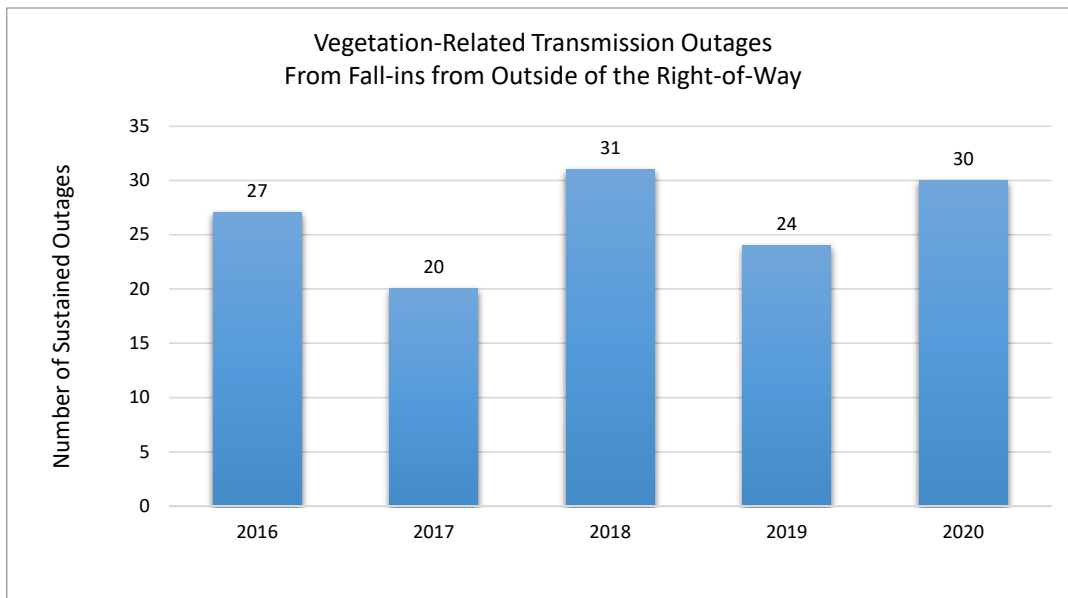
**Figure A.16: Compliance History and Similar Conduct for Moderate and Serious Risk Violations (3-Year Rolling Average)**

## Vegetation Management

NERC regularly reports on two items related to vegetation management. First, NERC tracks all sustained outages caused by vegetation contacts submitted to REs on a quarterly basis, as displayed in Figure A.17 below. Second, NERC tracks transmission outages resulting from possible violations of FAC-003, as displayed in Figure A.18 below. These are usually submitted to REs through Self-Reports. Not all sustained outages caused by vegetation contacts are possible violations of FAC-003; however, some outages may fall into both tracking items.

The majority of vegetation-related sustained outages result from vegetation falling into transmission lines from outside the right-of-way. Fall-ins are shown as Category 3 outages below. There were 30 Category 3 outages reported in 2020.<sup>21</sup> There were no Category 1B outages reported in 2020. Category 1B outages occur when vegetation grows into transmission lines from within the right-of-way, resulting in a sustained outage. Registered entities reported these outages through periodic data submittals on a quarterly basis.

In Q1 2021, NERC filed one Full NOP resolving violations of FAC-003-4 R2 and FAC-003-4 R6 that were initially reported in 2018 and 2019.<sup>22</sup>

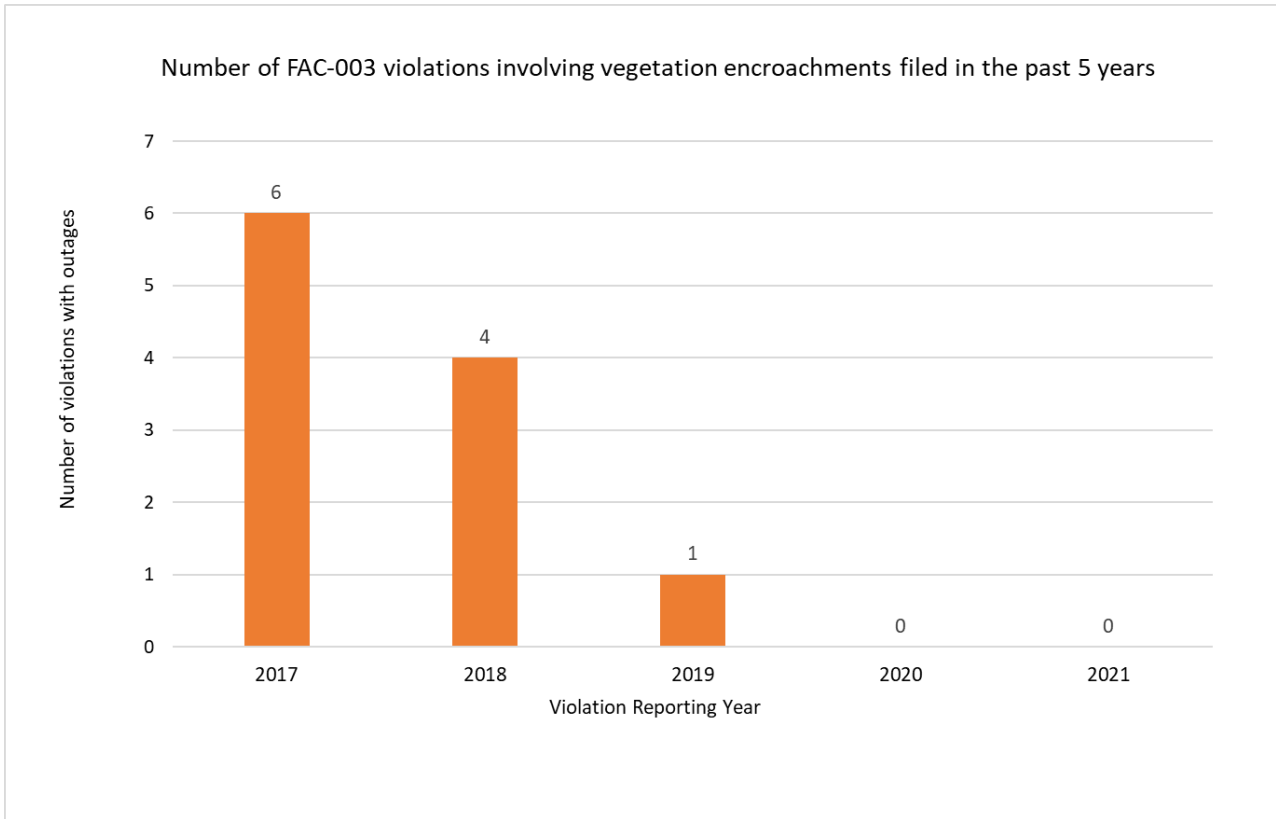


**Figure A.17: Vegetation-Related Outages by Category**

<sup>21</sup> Vegetation-related outage information is consolidated on a delayed quarterly basis. Information related to Q1 2021 will be available in Q2 2021.

<sup>22</sup> See Notice of Penalty, FERC Docket No. NP21-6-000, available at

[https://www.nerc.com/pa/comp/CE/Enforcement%20Actions%20DL/Public\\_FinalFiled\\_NOP\\_NOC-2697.pdf](https://www.nerc.com/pa/comp/CE/Enforcement%20Actions%20DL/Public_FinalFiled_NOP_NOC-2697.pdf)



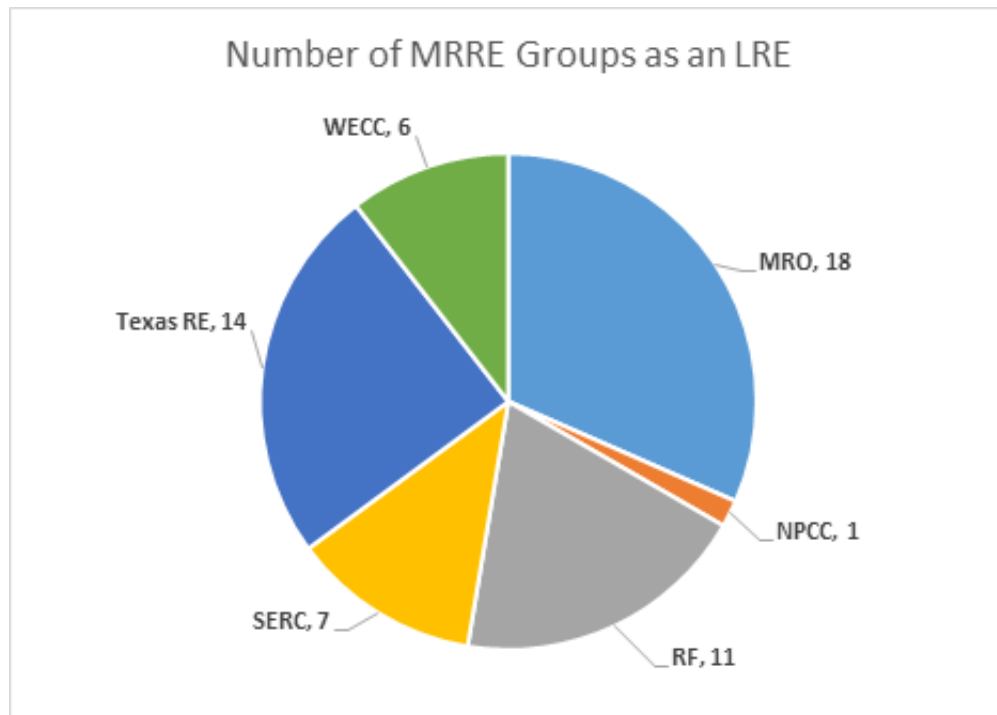
**Figure A.18: Outages Resulting from Possible FAC-003 Violations**

## Appendix B: Compliance Assurance

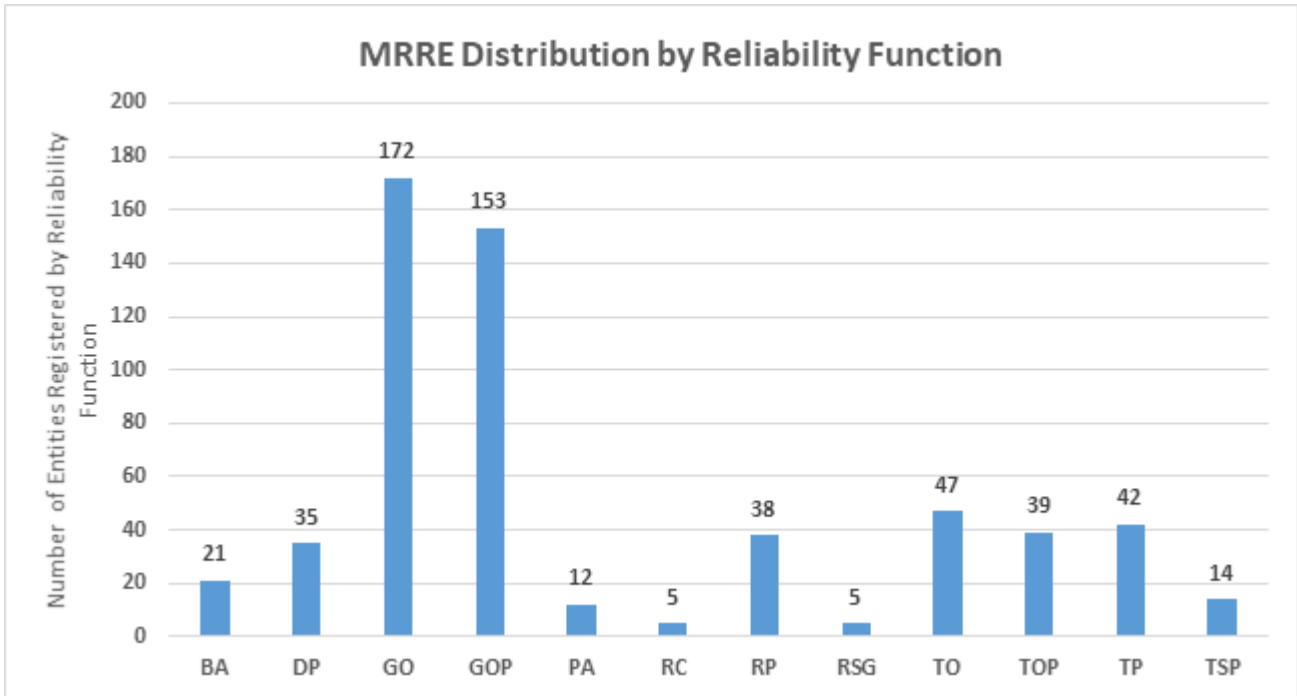
---

### Coordinated Oversight Program for MRREs

Figure B.1 represents the distribution of the 57 MRRE groups (comprising 246 separate registered entities) by Lead RE, and Figure B.2 represents the distribution of MRREs by registered function. The registered entities that opted to join the program include various reliability functions in multiple REs.



**Figure B.1: Distribution of MRREs under Coordinated Oversight by Lead RE**



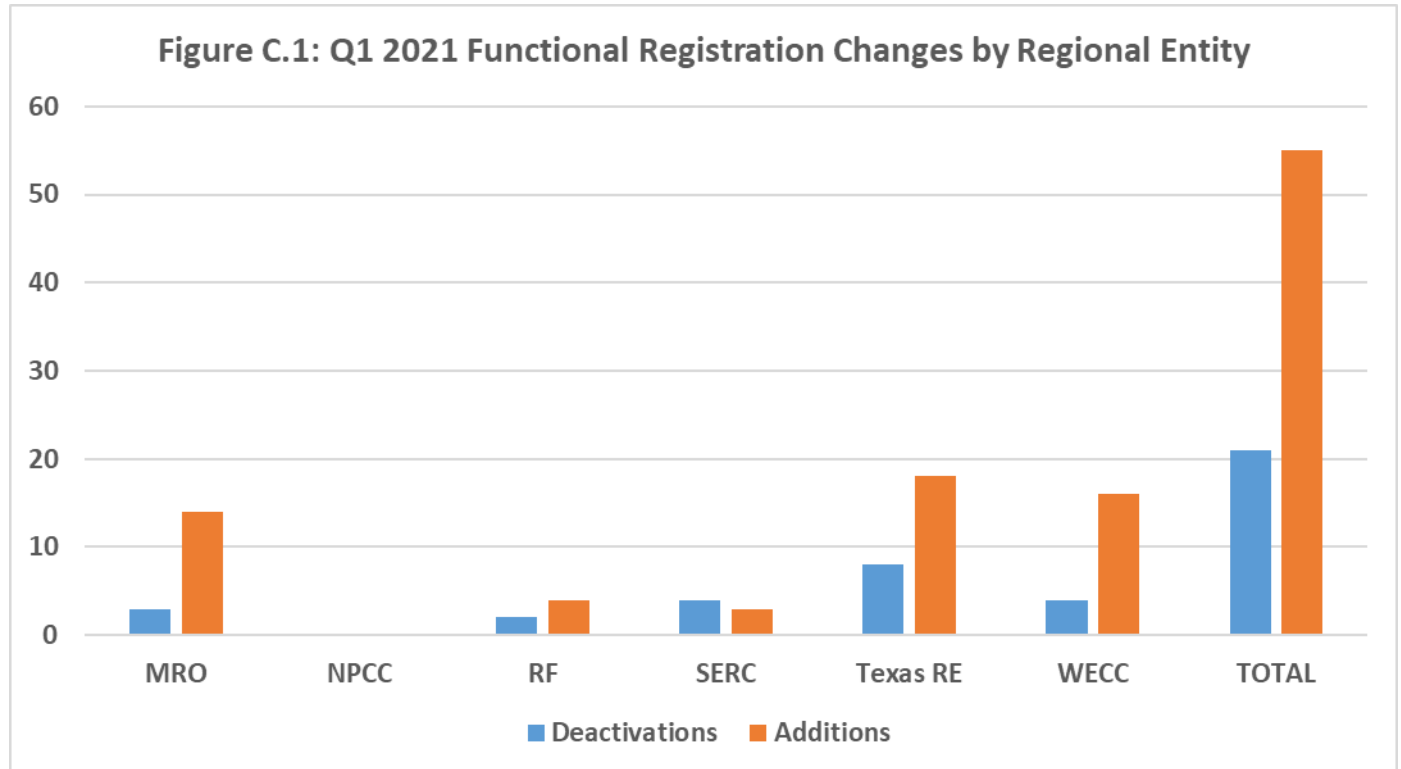
**Figure B.2: Coordinated Oversight Distribution by Registered Function<sup>23</sup>**

<sup>23</sup> Each bar represents the number of registered entities by function in the Coordinated Oversight Program for MRREs.

## Appendix C: Registration

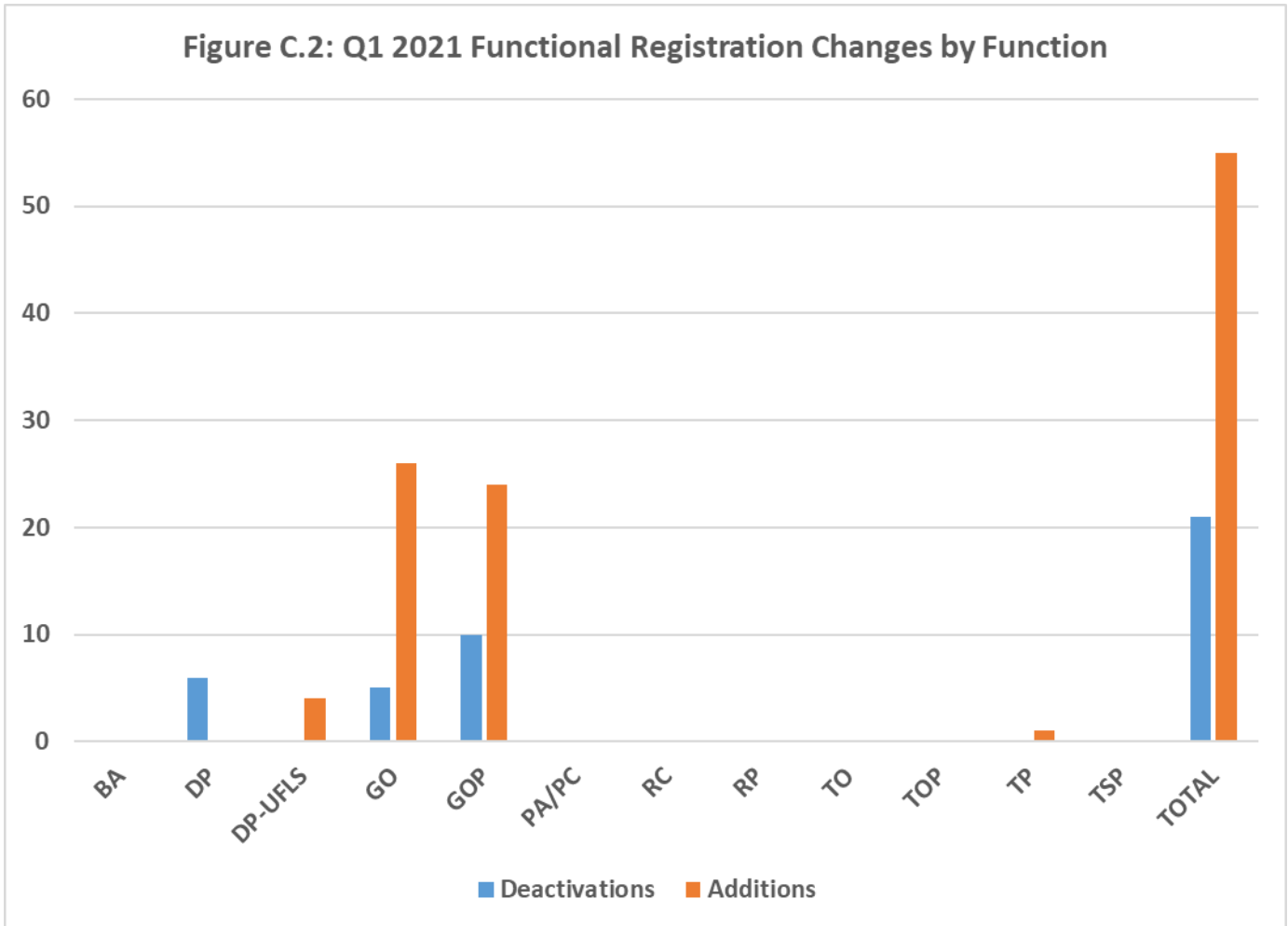
### Registration Change Activity by Function

Figure C.1 and Table C.1 depict Q1 2021 registration change activity by RE. Figure C.2 and Table C.2 depict Q1 2021 registration change activity by function.



**Figure C.1: Q1 2021 Functional Registration Change Activity by RE**

<b>Table C.1: Q1 2021 Functional Registration Change Activity by RE</b>							
	MRO	NPCC	RF	SERC	Texas RE	WECC	TOTAL
<b>Deactivations</b>	3	0	2	4	8	4	21
<b>Additions</b>	14	0	4	3	18	16	55



**Figure C.2: Q1 2021 Registration Change Activity by Function**

	BA	DP	DP-UFLS	GO	GOP	PA/PC	RC	RP	TO	TOP	TP	TSP	TOTAL
<b>Deactivations</b>	0	6	0	5	10	0	0	0	0	0	0	0	21
<b>Additions</b>	0	0	4	26	24	0	0	0	0	0	1	0	55

Table C.3 shows the basis for Q1 2021 registration changes. NERC seeks justification from each RE when approving registration change activity.

<b>Compliance responsibility assumed by another Registered Entity</b>	10
<b>Determined to no longer meet registration criteria.</b>	7
<b>Shutdown.</b>	4

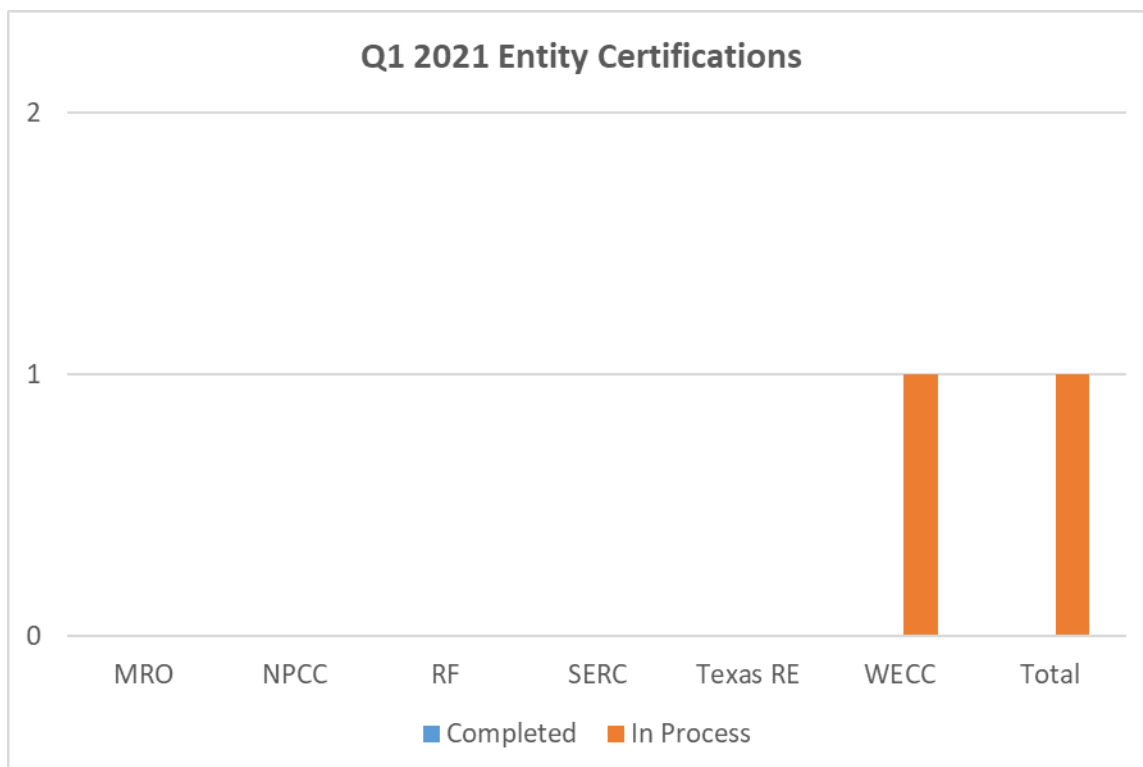


## Appendix D: Certification and Bulk Electric System

### ERO Enterprise Organization Certification Utilization

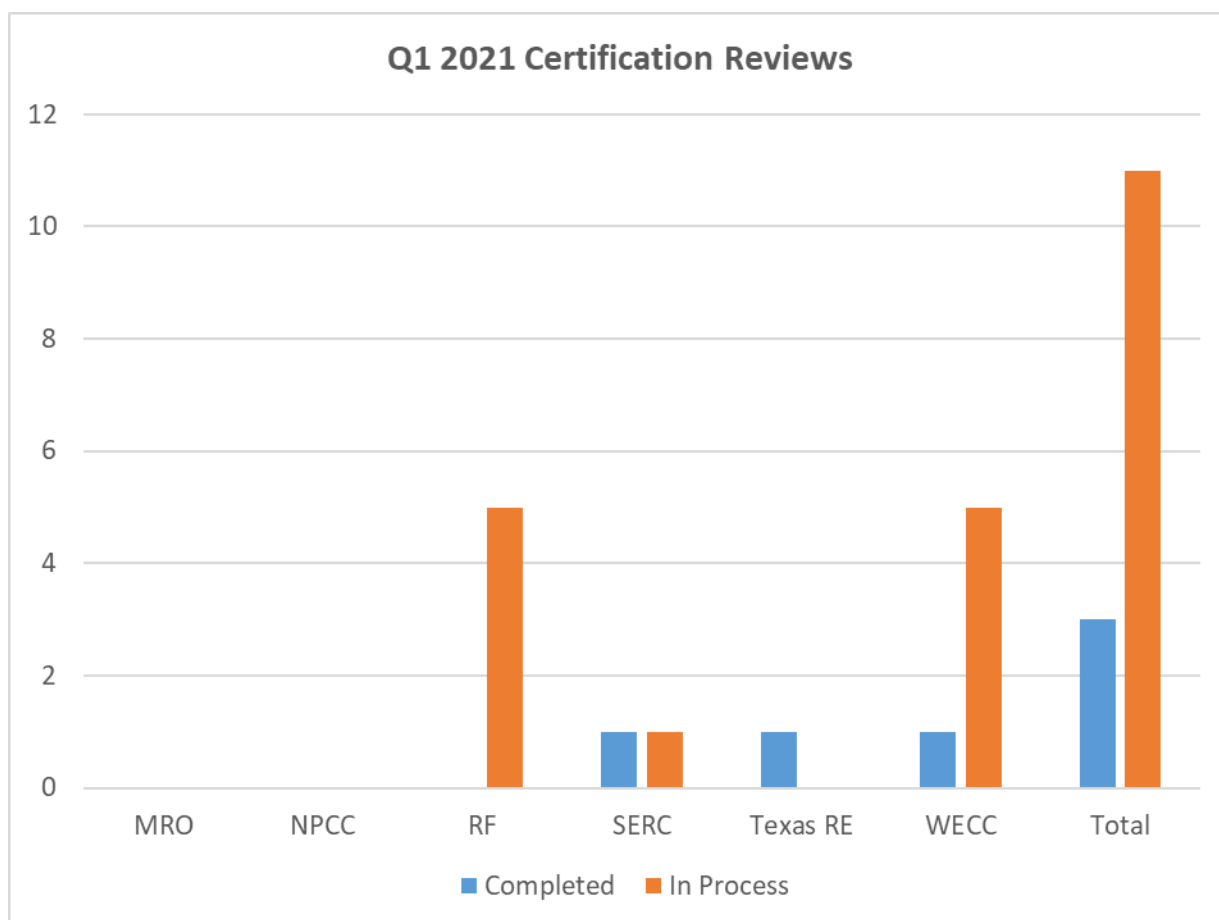
Certification activities are responsive to the number of new entities requiring certification and the types of changes implemented to already-certified and operational entities. Program utilization metrics help to plan resource needs, including staff, travel, and training.

Figure D.1 identifies the number of new entity certifications completed by each RE during Q1 2021 and the number of new entity certifications where activity has been initiated but not yet concluded (in process). Figure D.2 identifies the number of reviews of changes to already-certified and operational entities completed by each RE during Q1 2021 and the number of certification reviews in process at the end of Q1 2021.



**Figure D.1: Q1 2021 New Entity Certifications by RE**

Table D.1: Q1 2021 Organization Certifications		
Function	Completed	In Process
Reliability Coordinator	0	0
Transmission Operator	0	1
Balancing Authority	0	0



**Figure D.2: Q1 2021 Certification Review Activity by RE**

<b>Table D.2: Q1 2021 Certification Review<sup>24</sup></b>		
<b>Change Basis</b>	<b>Completed</b>	<b>In Process</b>
<b>Changes to a Registered Entity's Footprint</b>	1	2
<b>Relocation of the Control Center</b>	1	1
<b>Changes to Supervisory Control and Data Acquisition (SCADA)/Energy Management System (EMS) System</b>	1	8

<sup>24</sup> Some entities have multiple triggering events for certification reviews.